



## The "Human" side of Demand Response

Scott Hublou  
EcoFactor

EcoFactor analyzed 40 DR events across the country during the summer of 2011 comprising of approx. 3200 DR event location/days

### Objectives:

- Does advanced notification to the homeowner impact yield?
- Does optimized pre-cool impact yield?

### Equipment:

- Two-way communicating thermostat

### Service:

- EcoFactor DR over IP SaaS Solution



The data was compiled for similar outdoor temperature days

We created 4 scenarios:

No advanced notification, No optimized pre-cool

No advanced notification, with optimized pre-cool

With advanced notification, No optimized pre-cool

With advanced notification, with optimized pre-cool



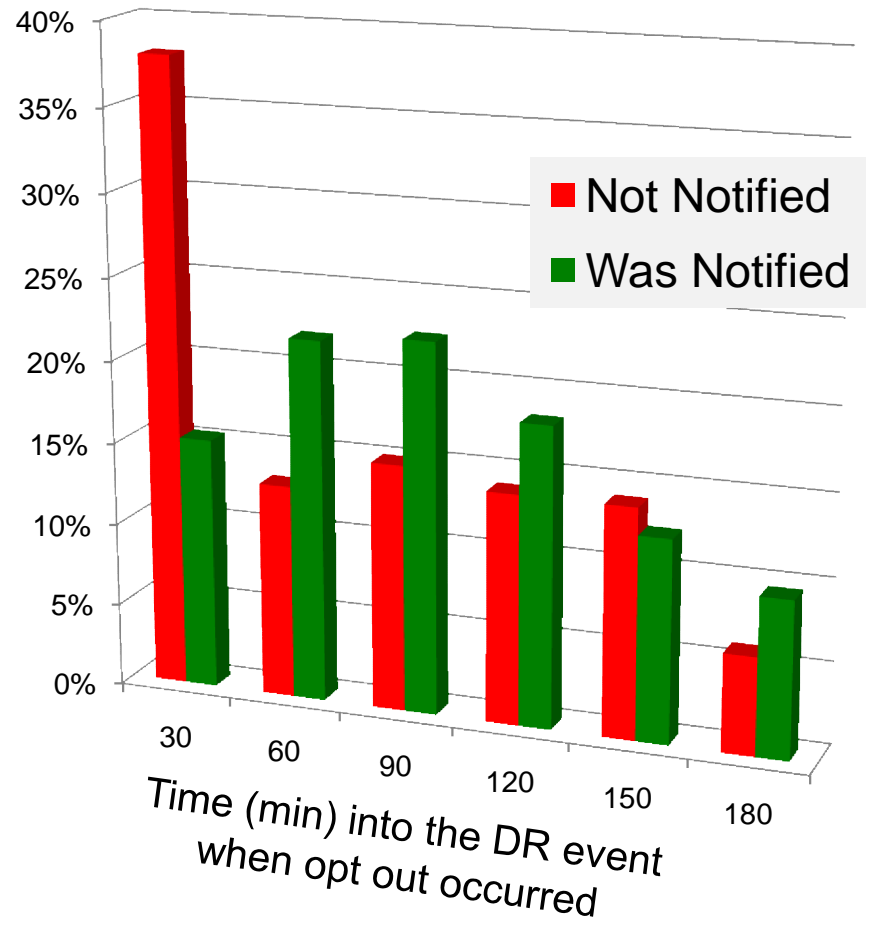
## Advanced notification:

- Twice as likely to opt out of a DR event
- Opt outs are late in the DR event
- Most likely discomfort induced

## No notification:

- Lower aggregated opt outs
- Come early and heavy

Of those that opted out, when did they do it...



## At the end of the day:

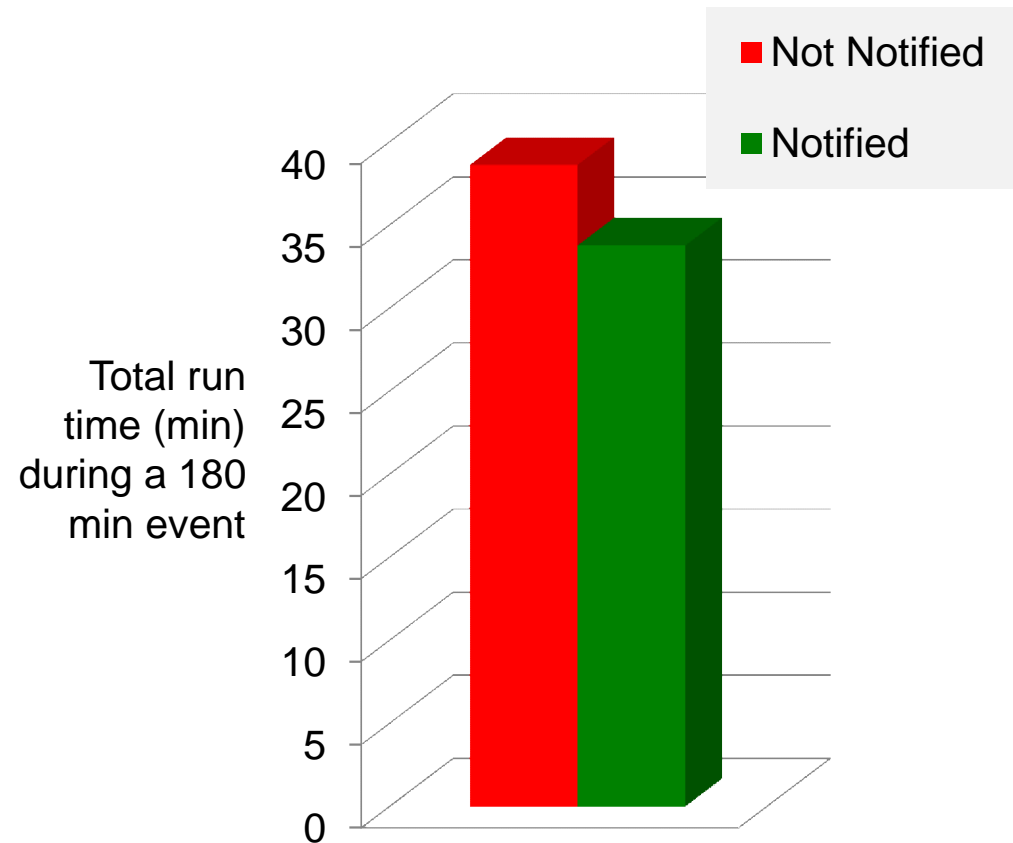
### **No Notification =**

Early opt-outs = Lower overall yield

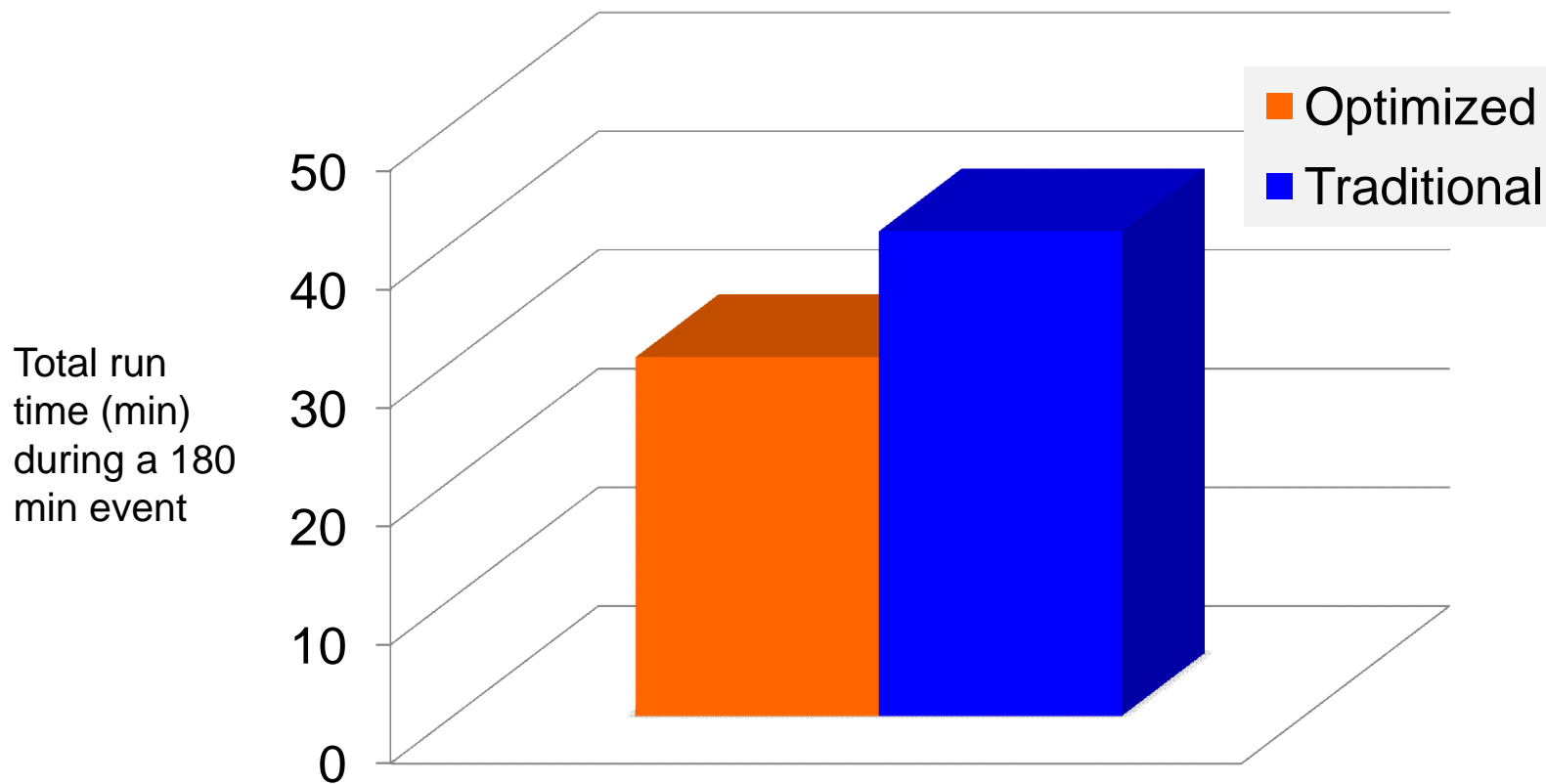
### **Notification =**

Later opt-outs = Higher overall yield

**Notification = a “bonus” 12.5% reduction in runtime**



**Optimized precool provides a “bonus” 26% reduction in runtime as compared to a traditional 4 degree bump**



## More than just Residential Energy Management

### **EcoFactor is:**

1. A Big Data aggregator and processor
2. Business Intelligence for the load side of the Smart Grid
3. Automated analysis and optimization engine for end nodes
4. A strong value for those who want to enhance/build out a DR and/or EE offering

### **EcoFactor is not:**

1. A thermostat company
2. Just a pretty web interface
3. One-off reporting system
4. Cost prohibitive



Thank You

Scott Hublou  
SVP Products, EcoFactor  
scott@ecofactor.com

